

STARTER UNIT

Lesson 5

Vocabulary

Basic adjectives



Position of Adjective

```
graph TD; A((Position of Adjective)) --> B[after to be]; A --> C[before Noun]; B --> D[to be + Adj]; C --> E[Adj + noun]
```

after to be

to be + Adj

before Noun


Adj + noun

EXAMPLE:

1. This is a blue plate.



Adj



Noun

2. This mobile phone is expensive.



to be



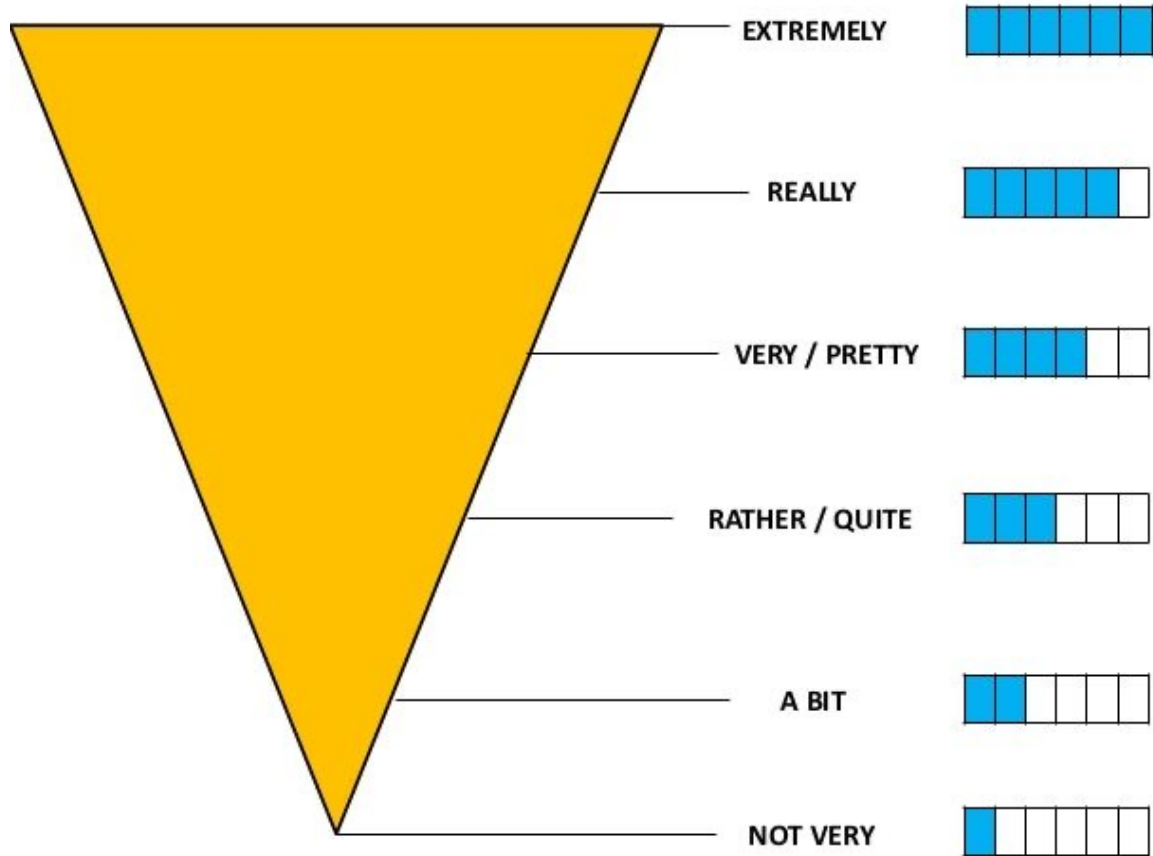
Adj

● Vocabulary:

Opposites words

- | | |
|-----------------|-----------|
| • Nice ≠ | horrible |
| • Old ≠ | new |
| • Slow ≠ | fast |
| • Good ≠ | bad |
| • Expensive ≠ | cheap |
| • Small ≠ | big |
| • Popular ≠ | unpopular |
| • Interesting ≠ | boring |

Adverbs of degree



KEY PHRASES

Adverbs of degree

It isn't very expensive.




It's quite expensive.



It's very expensive.



It's really expensive.



1. S + be + adverb + ...

2. S + adverb + verb ...

The header features a light beige background with a blue grid pattern. A large, white, irregular speech bubble shape is centered, containing the word 'homework' in a large, red, cursive font. Below it, the words 'HOTLINE' are written in a smaller, grey, sans-serif font. To the left of the speech bubble, there are various school-related icons: a red book, a yellow pencil, a pair of scissors, a yellow bell, and a blue star. To the right, there is a calculator, a magnifying glass, a yellow pencil, and a blue star.

homework

HOTLINE

- Learn by heart all the new words
- Prepare for next lesson – Language focus:
This, That, These, Those, Have got